

Moderation Presentation Organisation Guide

Moderation Day 1 2023



B S S S

Contents

Moderation Folder Organisation: 3

Course Folder:..... 3

Documents Folder: 3





Student 1:..... 4

Student 2 or 3:..... 5

Further Information 5




Moderation Folder Organisation:

Course Folder:

ABCD - Mathematical Applications T 1.0	
Name ↑	
	Documents
	Student 1
	Student 2
	Student 3

Documents Folder:

... / Mathematics / Mathematical Applications / ABCD - Mathematical Applications T 1.0 / Documents

 Upload ▾ |  Create ▾ |  Organise ▾ | ...

Name ↑	
	Task 1 Solutions.docx
	Task 1.docx
	Task 2 Solutions.docx
	Task 2.docx
	Task 3 Solutions.docx
	Task 3.docx
	Task 4 Solutions.docx
	Task 4.docx
	Unit Outline.docx

- ☐ **Unit Outline**
 - Must contain Issue date and due date for all assessments
 - VET competencies must match competencies on Assessment Tasks
- ☐ **Task 1** (document and blank rubric/marking scheme)
- ☐ **Task 1** Solutions
- ☐ **Task 2** (document and blank rubric /marking scheme)
- ☐ **Task 2** Solutions
- ☐ **Task 3** (document and blank rubric /marking scheme)
- ☐ **Task 3** Solutions
- ☐ **Task 4** (document and blank rubric /marking scheme) – as required
- ☐ **Task 4** Solutions – as required
- ☐ Other documents relevant to course delivery
 - Conditions Relevant to Assessment (Optional)

NOTE:

- ✓ **Weightings as specified in the Unit Outline must match weightings as indicated on Assessment Instrument Cover Sheets.**
- ✓ **Recommended use of ACS Unit Outline Generator and adding needed information as an upload to the document**
- ✓ **Recommended use of ACS Assessment Cover Sheets**
- ✓ **'Solutions' include answers to all questions/rubric or key for extended answer questions**

Student 1:

This should be your top A level student—if this is not –you are required to note this in ACS on the Create Moderation Presentation section or the necessary ISP document

The screenshot shows a web form titled "Create Moderation Presentation". It includes fields for "Course:" and "Unit:" with dropdown menus. A "Conditions Report" button is in the top right. Below these is a "Software requirements:" section with a text area for details like "e.g. USB drive, PowerPoint, etc...". The "Comments:" section is highlighted with a red rectangle and contains the text "No A grade awarded, top student provided.". Below the comments is an "Add ISP" button and a table with columns: "#", "Portfolio #", "Student Name", "Grade", and "Explanatory Comments". The table currently shows "No data to display". At the bottom, there is a note: "Note! ISP changes are only saved when you click the 'Save' button" and three buttons: "Save", "Save & Close", and "Cancel".

- ☐ **Student 1 Individual Student Proforma (ISP)**
- ☐ **Task 1** Student work
- ☐ **Task 1 Feedback**
- ☐ **Task 2** Student work
- ☐ **Task 2 Feedback**
- ☐ **Task 3** Student work
- ☐ **Task 3 Feedback**
- ☐ **Task 4** Student work (as required)
- ☐ **Task 4 Feedback** (as required)

NOTE:

- ✓ Grades and Marks on ISP **must exactly match** Grades and Marks on student work
- ✓ All student work and feedback **must have** the same **identification** (name or student number)
- ✓ Audio Visual evidence **must be provided** for all **oral presentations** and performance tasks (See Moderation Guidelines for course specific requirements)
- ✓ Digital images or videos are saved as **.mp4 or .jpeg** to avoid issues with access
 - **Links** to Google drives/sites, etc and storage **are not advised** unless accessible by all reviewers (submitting college to ensure access)
- ✓ Documents uploaded as **.pdf or .doc** to avoid issues with access
- ✓ Scanned work is **legible** and clear
- ✓ Digital evidence **must be** provided for all practical work (See Moderation Guidelines)

[Upload](#)
[Create](#)
[Download](#)
[Open in](#)
[Delete](#)

Name	
<input checked="" type="checkbox"/> Student 1 ISP.docx	
<input type="checkbox"/> Task 1 Feedback.docx	
<input type="checkbox"/> Task 1.docx	
<input type="checkbox"/> Task 2 Feedback.docx	
<input type="checkbox"/> Task 2.docx	
<input type="checkbox"/> Task 3 Feedback.docx	
<input type="checkbox"/> Task 3.docx	
<input type="checkbox"/> Task 4 Feedback.docx	
<input type="checkbox"/> Task 4.docx	

Student 2 or 3:

Depending on your subject area, Portfolio 2 should be your top C level student— if this is not –you are required to note this in ACS on the Create Moderation Presentation section or the necessary ISP document (See student 1 example)

- ☐ The portfolio should contain same information as Portfolio 1 for the relevant student.

Number of portfolios per course

Subject	Portfolio numbers per semester		
	More than 9 students enrolled	5-9 students enrolled	4 or less students enrolled
Mathematics	3 per course* (A, B and C)	2 per course* (A and C)	1 per course (Highest grade)
English			
Visual Art			
Photography	1 per course (Highest grade)	1 per course (Highest grade)	1 per course (Highest grade)
Media			
Fashion & Textiles			
All Other Subjects	2 per course (A and C)	2 per course (A and C)	1 per course (Highest grade)
C Course	1 per course	1 per course	1 per course
M courses – are only submitted where there are 3 or more students in the course. See All Other Subjects above if this is the case *Contemporary English and Mathematics submit a maximum of 2 presentations only			

Further Information

Further information can be found in the *Requirements for Moderation Day* document and *How To* videos at Moderation Information for Teachers on the BSSS website.
https://www.bsss.act.edu.au/information_for_teachers/quality_assurance/moderation_information_for_teachers